


**CampbellCrimpnology™** offers crimping flexibility for your multi-purpose hose applications.



## COMBINATION NIPPLES AND MENDERS

### Features & Benefits

- Maximum number of serrations for maximum holding power.
- Long lead serration for easier hose insertion.
- Formed hex wrench area on 3/4" through 1-1/2" combination nipples for easier installation.



### Recommended Hose Attachment

- Sleeves (Section G)
- Preformed Bands (Section I)

### Recommended Use

- Liquid, bulk handling, low-pressure air

## SUCTION HOSE COUPLINGS

### Features & Benefits


- Maximum number of serrations for maximum holding power.
- Long lead serration for easier hose insertion.
- Suction Couplings machined from pipe eliminate porosity and parting lines, improving sealing and retention.

### Recommended Hose Attachment

- Sleeves (Section G)
- Preformed Bands (Section I)

### Recommended Use

- Liquid, bulk handling



*Manufacturing Suction Hose Couplings from pipe eliminates wide, flat mating surfaces at the male and female halves.*

## BALL & SOCKET COUPLINGS

### Features & Benefits

- Proven, Campbell-style machined hose shank is designed for crimping (crimp specs available).
- Shank design dramatically improves sealing and retention, cuts installation time in half.
- Hose shanks are welded to ball & socket ball ends.

### Recommended Hose Attachment

- Sleeves (Section G)

### Recommended Use

- Water Suction/Discharge
- Sewage bypass



*Bauer-style vs. Campbell Ball & Socket*

### MAX. SYSTEM WORKING PRESSURE (PSI @ 70°F) SEE NOTE 1

Hose System Components			Hose Size										
Fitting/Coupling	Attachment	Hose Type <sup>2</sup>	1/2	3/4	1	1-1/4	1-1/2	2	2-1/2	3	4	6	8
Combination Nipple	Short Sleeve	Rubber	400	350	300	275	250	225	210	200	175	150	100
Combination Nipple	Short Sleeve	Chemical	200	200	200	140	130	120	110	100	50	-	-
Combination Nipple	Short Sleeve	PVC	150	125	100	90	85	65	60	55	40	30	20
Suction Coupling	Short Sleeve	Rubber	-	-	-	275	250	225	210	200	175	150	100
Suction Coupling	Short Sleeve	PVC	-	-	-	90	85	65	60	55	40	-	-
Ball & Socket Coupling	Sleeve	Rubber	-	-	-	-	-	300*	-	250*	225*	140*	60*
Ball & Socket Coupling	Sleeve	PVC	-	-	-	-	-	170*	-	140*	100*	80*	50*

See footnotes 1, 2, 3 and 6 on Page 1.

\*Ball & Socket safety factor is 1.5 x working pressure.

# SUCTION HOSE COUPLINGS



## COMPLETE SET



### Shanks: Plated Steel Nut: Brass

hose size	part number	list each
1-1/4	CSB-5	44.04
1-1/2	CSB-6	30.90
2	CSB-8	40.28
2-1/2	CSB-10	57.67
3	CSB-12	68.48
4	CSB-16	110.23
6	CSB-24	228.44
8	CSB-32	763.86

### Shanks: Plated Steel Nut: Ductile Iron

1-1/2	CSD-6	30.71
2	CSD-8	41.26
2-1/2	CSD-10	60.19
3	CSD-12	70.24
4	CSD-16	111.91
6	CSD-24	241.55

### Shanks: Brass Nut: Brass

1-1/4	CBB-5	53.01
1-1/2	CBB-6	47.83
2	CBB-8	63.46
2-1/2	CBB-10	109.08
3	CBB-12	162.66
4	CBB-16	275.70

### Shanks: 316 Stainless Nut: 316 Stainless

1-1/2	CSS-6	148.47
2	CSS-8	201.97
3	CSS-12	348.73

## FEMALE SHANK



### Shank: Plated Steel Nut: Brass

hose size	part number	list each
1-1/4	FSB-5	26.39
1-1/2	FSB-6	17.90
2	FSB-8	20.49
2-1/2	FSB-10	29.63
3	FSB-12	38.02
4	FSB-16	65.76
6	FSB-24	129.84
8	FSB-32	599.56

### Shank: Plated Steel Nut: Ductile Iron

1-1/2	FSD-6	17.65
2	FSD-8	21.39
2-1/2	FSD-10	32.14
3	FSD-12	39.83
4	FSD-16	67.44
6	FSD-24	143.03

### Shank: Brass Nut: Brass

1-1/4	FBB-5	32.52
1-1/2	FBB-6	28.20
2	FBB-8	38.69
2-1/2	FBB-10	69.42
3	FBB-12	91.65
4	FBB-16	157.30

### Shank: 316 Stainless Nut: 316 Stainless

1-1/2	FSS-6	117.38
2	FSS-8	157.09
3	FSS-12	224.42

## MALE SHANK



### Plated Steel

hose size	part number	list each
1-1/4	MS-5	17.16
1-1/2	MS-6	12.71
2	MS-8	19.30
2-1/2	MS-10	27.30
3	MS-12	29.62
4	MS-16	43.25
6	MS-24	95.89
8	MS-32	159.77

### Brass

1-1/4	MB-5	20.48
1-1/2	MB-6	19.76
2	MB-8	23.81
2-1/2	MB-10	49.60
3	MB-12	70.62
4	MB-16	118.52

### 316 Stainless Steel

1-1/2	MSS-6	31.08
2	MSS-8	44.89
3	MSS-12	124.30

## FEMALE LONG SHANK



### Shank: Plated Steel Nut: Brass

hose size	part number	list each
1-1/2	LSB-6	43.86
2	LSB-8	51.17
2-1/2	LSB-10	83.27
3	LSB-12	77.14
4	LSB-16	121.79


### Shank: Brass Nut: Brass

1-1/2	LBB-6	56.89
2	LBB-8	70.61
2-1/2	LBB-10	106.88
3	LBB-12	151.01
4	LBB-16	247.11

### Shank: 316 Stainless Nut: 316 Stainless (includes Teflon Washer)

1-1/2	LSS-6	138.11
2	LSS-8	172.64
3	LSS-12	233.05

## FEMALE LONG SHANK (hex nut)



### Shank: Brass Hex Nut: Brass

hose size	part number	list each
1-1/2	XLFB-6	89.25
2	XLFB-8	103.14
2-1/2	XLFB-10	138.86
3	XLFB-12	196.35
4	XLFB-16	376.86

## MALE LONG SHANK



### Plated Steel

hose size	part number	list each
1-1/2	LMS-6	21.05
2	LMS-8	26.31
2-1/2	LMS-10	43.86
3	LMS-12	43.43
4	LMS-16	66.67

### Brass

1-1/2	LMB-6	41.66
2	LMB-8	61.48
2-1/2	LMB-10	89.25
3	LMB-12	137.86
4	LMB-16	322.81

### 316 Stainless

1-1/2	LMSS-6	60.41
2	LMSS-8	88.04
3	LMSS-12	160.55

## NH SUCTION HOSE COUPLINGS (NST threads)



### COMPLETE SET (NH)



**Shanks: Plated Steel**

**Nut: Brass**

hose size	part number	list each
1-1/2	NHS-6	53.94
2-1/2	NHS-10	102.98

**Shanks: Brass**

**Nut: Brass**

1-1/2	NHB-6	85.00
2-1/2	NHB-10	171.92

### FEMALE SHANK (NH)



**Shanks: Plated Steel**

**Nut: Brass**

hose size	part number	list each
1-1/2	FHS-6	31.87
2-1/2	FHS-10	65.38

**Shanks: Brass**

**Nut: Brass**

1-1/2	FHB-6	38.64
2-1/2	FHB-10	81.12

### MALE SHANK (NH)



**Plated Steel**

hose size	part number	list each
1-1/2	MHS-6	22.06
2-1/2	MHS-10	37.60

**Brass**

1-1/2	MHB-6	46.35
2-1/2	MHB-10	90.79

## WASHER



**Neoprene (NPSM)**

hose size	part number	list each
1-1/4	WN-5	0.72
1-1/2	WN-6	0.72
2	WN-8	0.80
2-1/2	WN-10	0.95
3	WN-12	1.49
4	WN-16	1.85
6	WN-24	7.50
8	WN-32	16.23

**Teflon® (NPSM)**

1-1/2	WT-6	14.02
2	WT-8	16.52
3	WT-12	22.71

**Neoprene (NH)**

1-1/2	NHW-6	3.18
2-1/2	NHW-10	3.18

## SPANNER WRENCH



size	part number	list each
1-1/2	SW-6	9.75
2	SW-8	9.75
3	SW-12	11.68
4	SW-16	11.68
6	SW-32	55.61
8	SW-32	55.61

## ADJUSTABLE HYDRANT WRENCH



part number	list each
AHW-1	53.29

- Adjustable for 1-1/4" square nuts and pentagon hydrant nuts up to 1-3/4" point to flat.
- Spanner hook for 1-1/2" through 6" pin lug nuts.
- 18" overall length.
- Sold in 5 per carton quantity.

## FOOT VALVES & STRAINERS



### ROUND HOLE STEEL STRAINER



npsm size	part number	list each
1-1/2	RHS-6	19.39
2	RHS-8	22.13
2-1/2	RHS-10	26.61
3	RHS-12	33.99
4	RHS-16	47.28
6	RHS-24	132.96
8	RHS-32	295.49

### SQUARE HOLE STEEL STRAINER



npsm size	part number	list each
1-1/2	SHS-6	21.53
2	SHS-8	24.56
2-1/2	SHS-10	29.55
3	SHS-12	37.76
4	SHS-16	52.54
6	SHS-24	147.76

### TOP HOLE STEEL STRAINER



npsm size	part number	list each
1-1/2	THS-6	65.33
2	THS-8	73.10
3	THS-12	165.11

### BOTTOM HOLE STEEL STRAINER



npsm size	part number	list each
1-1/2	BHS-6	70.36
2	BHS-8	79.79
3	BHS-12	178.67

### FOOT VALVE (painted cast iron)



npt size	part number	list each
1-1/2	FV-6	29.93
2	FV-8	44.49
2-1/2	FV-10	61.05
3	FV-12	79.60
4	FV-16	132.34
6	FV-24	326.56
8	FV-32	649.43

Foot Valve components are available upon request.