



The primary goal of providing imported products is to offer a convenient and consistent source for low-cost commodity hose fittings to our customers.

While imported products are rarely innovative or technologically advanced, they do fill a need when economy is of primary importance.

Campbell Fittings provides hose fittings and accessories to meet the needs of every hose distributor every day.

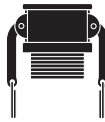


Please note: we are now cataloging our line of Cobra Cam & Groove Couplings in Section C (pages 17 thru 24) joining the Campbell Cobra part C's and E's. Campbell Cobra C's and E's are designed for use with ferrules. Standard Cobra C's and E's can be used with sleeves.

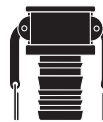
Part A



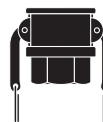
Part B



Part C



Part D




Part E



Part F



Part DC



Part DP



SUCTION HOSE COUPLINGS

COMPLETE SET



**Shanks: Aluminum
Nut: Brass**

hose size	part number	list each
1-1/2	CAB-150	10.33
2	CAB-200	15.30
2-1/2	CAB-250	28.39
3	CAB-300	31.90
4	CAB-400	56.26
6	CAB-600	132.62

**Shanks: Brass
Nut: Brass**

hose size	part number	list each
1-1/2	CBB-150	45.98
2	CBB-200	65.31
3	CBB-300	145.40
4	CBB-400	286.83

FEMALE SHANK



**Shank: Aluminum
Nut: Brass**

hose size	part number	list each
1-1/2	FAB-150	7.22
2	FAB-200	10.50
2-1/2	FAB-250	17.89
3	FAB-300	21.42
4	FAB-400	38.03
6	FAB-600	89.85

**Shank: Brass
Nut: Brass**

hose size	part number	list each
1-1/2	FBB-150	22.81
2	FBB-200	38.58
3	FBB-300	81.47
4	FBB-400	147.16

MALE SHANK



Aluminum

hose size	part number	list each
1-1/2	MA-150	4.39
2	MA-200	6.12
2-1/2	MA-250	11.18
3	MA-300	13.92
4	MA-400	23.32
6	MA-600	49.38

Brass

1-1/2	MB-150	21.90
2	MB-200	32.78
3	MB-300	78.29
4	MB-400	128.61

LONG SHANK SUCTION HOSE COUPLINGS

COMPLETE SET



**Shanks: Steel/Ductile
Hex Nut: Ductile Iron**

hose size	part number	list each
1/2	SLS-50	17.40
3/4	SLS-75	17.40
1	SLS-100	18.66
1-1/4	SLS-125	20.47
1-1/2	SLS-150	24.05
2	SLS-200	33.75

**Shanks: Brass
Hex Nut: Brass**

1/2	SLB-50	39.74
3/4	SLB-75	39.74
1	SLB-100	45.08
1-1/4	SLB-125	71.16
1-1/2	SLB-150	84.49
2	SLB-200	121.88

FEMALE LONG SHANK



**Shank: Steel/Ductile
Hex Nut: Ductile Iron**

hose size	part number	list each
1/2	FLS-50	11.18
3/4	FLS-75	11.18
1	FLS-100	11.51
1-1/4	FLS-125	11.81
1-1/2	FLS-150	13.71
2	FLS-200	18.73

**Shank: Brass
Hex Nut: Brass**

1/2	FLB-50	20.53
3/4	FLB-75	20.53
1	FLB-100	25.87
1-1/4	FLB-125	38.77
1-1/2	FLB-150	45.21
2	FLB-200	63.09

MALE LONG SHANK



Shank: Steel/Ductile

hose size	part number	list each
1/2	MLS-50	8.86
3/4	MLS-75	8.86
1	MLS-100	9.43
1-1/4	MLS-125	9.51
1-1/2	MLS-150	11.42
2	MLS-200	16.76

Shanks: Brass

1/2	MLB-50	16.45
3/4	MLB-75	16.45
1	MLB-100	18.48
1-1/4	MLB-125	33.22
1-1/2	MLB-150	41.27
2	MLB-200	57.68

WASHER (Neoprene)



size	part number	list each
1-1/4	WN-5	0.69
1-1/2	WN-6	0.69
2	WN-8	0.76
2-1/2	WN-10	0.90
3	WN-12	1.42
4	WN-16	1.76
6	WN-24	7.14

SUCTION HOSE COUPLINGS (NST threads)

COMPLETE SET



**Shanks: Aluminum
Nut: Brass**

hose size	part number	list each
1-1/2	NSTA-150	19.28
2-1/2	NSTA-250	36.95

**Shanks: Ductile Iron
Nut: Ductile Iron**

1-1/2	NSTD-150	22.36
2-1/2	NSTD-250	59.13

**Shanks: Brass
Nut: Brass**

1-1/2	NSTB-150	64.92
2-1/2	NSTB-250	142.15

UNIVERSAL COUPLINGS (includes safety clip)

HOSE END



hose size	part number	list each
3/8	HE-37	3.53
1/2	HE-50	3.53
3/4	HE-75	3.85
1	HE-100	4.87

HOSE END (Four Lug)



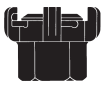
hose size	part number	list each
1-1/4	HE-125	12.89
1-1/2	HE-150	14.37
2	HE-200	17.87

FEMALE NPT



npt size	part number	list each
1/4	FE-25	4.23
3/8	FE-37	4.23
1/2	FE-50	4.04
3/4	FE-75	4.15
1	FE-100	4.69

FEMALE NPT (Four Lug)



npt size	part number	list each
1-1/4	FE-125	12.75
1-1/2	FE-150	13.05
2	FE-200	14.71

MALE NPT



npt size	part number	list each
1/4	ME-25	4.23
3/8	ME-37	4.23
1/2	ME-50	4.04
3/4	ME-75	4.15
1	ME-100	4.87

UNIVERSAL 3-WAY (Two Lug)



size range	part number	list each
all	TWC	9.93

DEAD END (Two Lug)



size range	part number	list each
all	UD	4.65

SAFETY CLIP



size	part number	list each
all	SC	0.33

WASHER (Two lug)



Neoprene		list each
size range	part number	
all	UG	0.67

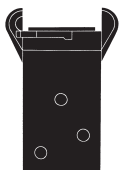
WASHER (Four lug)



size range	part number	list each
all	FW	1.51

ALUMINUM SAND BLAST COUPLINGS

HOSE END



hose size	part number	list each
3/4	SBH-75	8.76
1	SBH-100	9.21
1-1/4	SBH-125	13.42
1-1/2	SBH-150	15.36

NOZZLE



hose size	part number	list each
3/4	SBN-75	8.17
1	SBN-100	9.03
1-1/4	SBN-125	11.60
1-1/2	SBN-150	18.55

FEMALE NPT



npt size	part number	list each
1-1/4	SBF-125	9.77
1-1/2	SBF-150	10.06

WASHER



size	part number	list each
all	SBW	1.03

GROUND JOINT COUPLINGS (with copper seat)

SEE WARNING BELOW

FEMALE SET



hose size	part number	list each
1/2	GF-50	24.48
3/4	GF-75	26.65
1	GF-100	26.65
1-1/4	GF-125	45.08
1-1/2	GF-150	47.04
2	GF-200	66.98
2-1/2	GF-250	136.86
3	GF-300	176.32
4	GF-400	289.11

HOSE STEM



hose size	part number	list each
1/2	GS-50	7.92
3/4	GS-75	6.90
1	GS-100	8.44
1-1/4	GS-125	13.20
1-1/2	GS-150	13.95
2	GS-200	17.81
2-1/2	GS-250	37.30
3	GS-300	48.46
4	GS-400	87.74

WING NUT



size	part number	list each
1/2	N-50	5.59
3/4	N-75	8.37
1	N-75	8.37
1-1/4	N-125	13.43
1-1/2	N-125	13.43
2	N-200	24.71
2-1/2	N-250	49.25
3	N-300	54.38
4	N-400	95.83

FEMALE SPUD



npt size	part number	list each
1/2	FSP-50	12.77
3/4	FSP-75	12.02
1	FSP-100	12.83
1-1/4	FSP-125	19.17
1-1/2	FSP-150	17.13
2	FSP-200	23.67
2-1/2	FSP-250	52.38
3	FSP-300	70.42
4	FSP-400	108.27

MALE SPUD



npt size	part number	list each
1/2	MSP-50	8.17
3/4	MSP-75	13.76
1	MSP-100	17.61
1-1/4	MSP-125	23.81
1-1/2	MSP-150	24.44
2	MSP-200	33.47

DOUBLE SPUD



size	part number	list each
1/2	DSP-50	18.78
3/4	DSP-75	31.46
1	DSP-75	31.46
1-1/4	DSP-125	38.37
1-1/2	DSP-125	38.37
2	DSP-200	44.57

MALE STEM



hose size	part number	list each
1/2	MST-50	5.49
3/4	MST-75	9.80
1	MST-100	14.78
1-1/4	MST-125	15.50
1-1/2	MST-150	17.98
2	MST-200	27.20
2-1/2	MST-250	47.93
3	MST-300	57.75
4	MST-400	101.10


WARNING!

We DO NOT RECOMMEND the use of imported ground joint couplings and clamps for steam, critical, toxic, or combustible fluids, nor in cyclic conditions involving temperature or pressure. Imported ground joint couplings and clamps do not meet NAHAD material guidelines for those applications.


We DO RECOMMEND Campbell Viton Seal Ground Joint Couplings and Interlocking U-bolt Clamps (page 25) for use with steam and in other critical applications.

HOSE CLAMPS


UNIVERSAL COUPLING CLAMP

	hose o.d. min.	hose o.d. max.	part number	list each
	1	1-1/8	UHC-50	3.99
	1-1/8	1-5/16	UHC-75	5.41
	1-1/2	1-13/16	UHC-100	6.67


INTERLOCKING CLAMP (two-bolt)

	hose o.d. min.	hose o.d. max.	part number	list each
	15/16	1-1/16	LB-4	4.06
	1-3/16	1-5/16	LBU-9	5.93
	1-5/16	1-1/2	LB-9	7.59
	1-1/2	1-11/16	LB-10	9.35

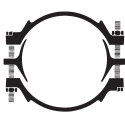
INTERLOCKING CLAMP (four-bolt)

	hose o.d. min.	hose o.d. max.	part number	list each
	1-17/32	1-23/32	LBU-14	11.63
	2-1/16	2-1/4	LB-19	17.86
	2-3/32	2-9/32	LBU-24	19.89
	2-1/4	2-7/16	LB-24	22.44
	2-1/2	2-25/32	LBU-29	25.40
	2-3/4	3-1/16	LB-29	34.26
	3-3/32	3-7/16	LBU-34	51.84
	3-1/2	3-15/16	LB-34	58.67
	3-13/16	4-3/16	LB-35	70.93
	4-1/16	4-7/16	LB-39	92.41

INTERLOCKING CLAMP (six-bolt)


	hose o.d. min.	hose o.d. max.	part number	list each
	4-1/4	4-13/16	LBU-39	98.67
	4-7/8	5-5/16	LBU-49	183.14
	5-1/8	6-3/16	LB-49	185.58

DOUBLE BOLT CLAMPS

	hose o.d. min.	hose o.d. max.	part number	list each
	7/8	1-1/8	SL-29	2.75
	1-3/16	1-5/16	SL-34	2.94
	1-5/16	1-17/32	SL-40	3.95
	1-3/4	1-31/32	SL-49	5.46
	2-3/16	2-9/16	SL-60	5.88
	2-5/16	2-15/16	SL-76	6.50
	3-3/16	3-3/4	SL-94	11.54
	3-7/16	3-13/16	400	13.47
	4	4-3/8	463	13.47
	4-1/2	5-1/8	525	18.91
	4-11/16	5-1/8	550	18.91
	5-1/2	5-15/16	600	19.86
	6-1/8	6-7/8	675	22.39
	6-7/8	7-3/8	769	27.68
	7-3/8	8	818	43.40
	8-1/4	8-7/8	875	38.86
	8-15/16	9-3/4	988	41.64
	9-5/16	11-3/8	1125	84.33
	11-3/16	13	1275	95.97
	13-3/16	15	1450	158.54
	15-1/16	17-1/2	1700	193.27


SPIRAL CLAMPS (right hand a.k.a. clockwise)

PLATED STEEL


	hose size	part number	list each
	1-1/2	SC-150	10.47
	2	SC-200	11.75
	2-1/2	SC-250	13.86
	3	SC-300	14.79
	4	SC-400	16.44
	5	SC-500	22.80
	6	SC-600	22.40
	8	SC-800	25.69
	10	SC-1000	36.04
	12	SC-1200	42.28

BRASS FIRE HOSE ACCESSORIES

DOUBLE MALE HEX NIPPLE

	npt x ght thread size	part number	list each
	1 x 3/4	DMH1076	28.15
	npt x npsb		
	1 x 1	DMH1010	26.87
	1-1/2 x 1-1/2	DMH1515	29.39
	2 x 2	DMH2020	72.27
	2-1/2 x 2-1/2	DMH2525	72.27
	npt x nst		
	1 x 1	DMH1010F	26.87
	1-1/2 x 1-1/2	DMH1515F	30.63
	2 x 2-1/2	DMH2025F	80.40
	2-1/2 x 2-1/2	DMH2525F	76.50
	3 x 2-1/2	DMH3025F	125.81
	nst x nst		
	1-1/2 x 1-1/2	DMH15F15F	29.39

FEMALE TO MALE HYDRANT ADAPTER

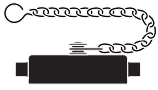
	nst x ght thread size	part number	list each
	1-1/2 x 3/4	HA1576	50.27
	2-1/2 x 3/4	HA2576	43.42
	nst x npsb		
	2-1/2 x 1	HA2510	41.36
	2-1/2 x 1-1/2	HA2515	41.36
	2-1/2 x 2	HA2520	58.62
	nst x npt		
	1-1/2 x 1-1/2	HA1515T	51.75
	2-1/2 x 3/4	HA2575T	43.42
	2-1/2 x 1	HA2510T	41.37
	2-1/2 x 1-1/2	HA2515T	43.42
	2-1/2 x 2	HA2520T	58.62
	nst x nst		
	2-1/2 x 1-1/2	HA2515F	43.41
	3 x 2-1/2	HA3025F	106.05
	npsb x nst		
	1-1/2 x 1-1/2	HA15S15F	47.58
	3 x 2-1/2	HA30S25F	106.05

FEMALE TO MALE NIPPLE



npt x ght	part	list
thread	number	each
size		
1 x 3/4	FM1076	27.58
npt x npsh		
1-1/2 x 1-1/2	FM1515	36.32
2-1/2 x 2-1/2	FM2525	76.53
npt x nst		
1-1/2 x 1-1/2	FM1515F	36.32
2-1/2 x 2-1/2	FM2525F	76.50
3 x 2-1/2	FM3025F	121.91
npsh x nst		
1-1/2 x 1-1/2	FM15S15F	36.32
2-1/2 x 2-1/2	FM25S25F	76.50
nst x npt		
1-1/2 x 1-1/2	FM15F15T	36.32
2-1/2 x 2-1/2	FM25F25T	80.14
2-1/2 x 2	FM25F20T	82.59
2-1/2 x 1-1/2	FM25F15T	-
2-1/2 x 3	FM25F30T	144.62
npsh x npt		
1-1/2 x 1-1/2	FM15S15T	36.32

CAPS WITH CHAIN



size	part	list
thread	number	each
1-1/2 npsh	FC150	29.74
1-1/2 nst	FC150F	29.74
2-1/2 npsh	FC250	51.78
2-1/2 nst	FC250F	51.78

BRASS NOZZLES



size	part	list
thread	number	each
3/4 ght	BN6	27.16
3/4 npsh	BN7	27.16
1 npsh	BN10	33.18
1-1/4 npsh	BN12	66.44
1-1/2 npsh	BN15	61.61
1-1/2 nst	BN15F	61.61
2 npsh	BN20	101.96
2-1/2 npsh	BN25	120.98
2-1/2 nst	BN25F	120.98