

CAM AND GROOVE COUPLINGS

PART A



316 Stainless

npt size	part number	list each
1/2	A-316-50	13.99
3/4	A-316-75	14.05
1	A-316-100	17.32
1-1/4	A-316-125	24.66
1-1/2	A-316-150	29.68
2	A-316-200	35.04
2-1/2	A-316-250	62.74
3	A-316-300	68.35
4	A-316-400	129.21
5	A-316-500	210.21
6	A-316-600	262.99
8	A-316-800	711.64

304 Stainless

1/2	A-SS-50	10.88
3/4	A-SS-75	10.87
1	A-SS-100	13.08
1-1/4	A-SS-125	19.21
1-1/2	A-SS-150	22.17
2	A-SS-200	25.84
2-1/2	A-SS-250	46.04
3	A-SS-300	49.66
4	A-SS-400	98.16
5	A-SS-500	166.27
6	A-SS-600	202.87
8	A-SS-800	521.02

Aluminum

1/2	A-AL-50	3.78
3/4	A-AL-75	3.71
1	A-AL-100	4.70
1-1/4	A-AL-125	5.84
1-1/2	A-AL-150	4.82
2	A-AL-200	5.40
2-1/2	A-AL-250	10.55
3	A-AL-300	10.44
4	A-AL-400	17.20
5	A-AL-500	35.96
6	A-AL-600	38.17
8	A-AL-800	155.48

Brass

1/2	A-BR-50	10.25
3/4	A-BR-75	9.89
1	A-BR-100	11.21
1-1/4	A-BR-125	16.79
1-1/2	A-BR-150	17.33
2	A-BR-200	23.47
2-1/2	A-BR-250	39.15
3	A-BR-300	45.30
4	A-BR-400	78.16
5	A-BR-500	168.16
6	A-BR-600	203.64

Ductile Iron

1-1/2	A-DI-150	14.27
2	A-DI-200	17.12
2-1/2	A-DI-250	0.00
3	A-DI-300	26.76
4	A-DI-400	43.27
5	A-DI-500	58.86


Poly-Glass

npt size	part number	list each
1/2	A-PP-50	2.42
3/4	A-PP-75	2.42
1	A-PP-100	2.86
1-1/4	A-PP-125	4.35
1-1/2	A-PP-150	4.40
2	A-PP-200	5.17
3	A-PP-300	9.17
4	A-PP-400	21.46

Ny-Glass

1/2	A-NY-50	4.28
3/4	A-NY-75	4.28
1	A-NY-100	5.06
1-1/4	A-NY-125	5.27
1-1/2	A-NY-150	5.18
2	A-NY-200	5.86
3	A-NY-300	12.78
4	A-NY-400	34.71

PART B



316 Stainless

npt size	part number	list each
1/2	B-316-50	22.60
3/4	B-316-75	22.63
1	B-316-100	29.81
1-1/4	B-316-125	42.20
1-1/2	B-316-150	50.20
2	B-316-200	59.62
2-1/2	B-316-250	76.94
3	B-316-300	112.05
4	B-316-400	169.27
5	B-316-500	276.23
6	B-316-600	365.50

304 Stainless

1/2	B-SS-50	19.20
3/4	B-SS-75	19.18
1	B-SS-100	23.48
1-1/4	B-SS-125	32.74
1-1/2	B-SS-150	36.60
2	B-SS-200	45.26
2-1/2	B-SS-250	57.57
3	B-SS-300	83.18
4	B-SS-400	125.63
5	B-SS-500	201.47
6	B-SS-600	297.35

Aluminum

1/2	B-AL-50	9.39
3/4	B-AL-75	8.05
1	B-AL-100	10.11
1-1/4	B-AL-125	11.83
1-1/2	B-AL-150	11.30
2	B-AL-200	12.13
2-1/2	B-AL-250	20.39
3	B-AL-300	22.20
4	B-AL-400	27.92
5	B-AL-500	58.61
6	B-AL-600	70.31

Aluminum

(with stainless handles)

3/4	B-ALS-75	8.26
1	B-ALS-100	10.37
1-1/4	B-ALS-125	11.83
1-1/2	B-ALS-150	11.30
2	B-ALS-200	12.11
2-1/2	B-ALS-250	20.92
3	B-ALS-300	22.77
4	B-ALS-400	28.65
6	B-ALS-600	70.31

Brass

npt size	part number	list each
1/2	B-BR-50	17.81
3/4	B-BR-75	18.05
1	B-BR-100	21.84
1-1/4	B-BR-125	28.59
1-1/2	B-BR-150	31.00
2	B-BR-200	38.50
2-1/2	B-BR-250	54.75
3	B-BR-300	75.00
4	B-BR-400	106.42
5	B-BR-500	252.16
6	B-BR-600	289.39

Ductile Iron

1-1/2	B-DI-150	26.24
2	B-DI-200	25.95
2-1/2	B-DI-250	0.00
3	B-DI-300	46.88
4	B-DI-400	64.47
5	B-DI-500	91.53

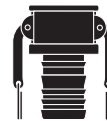
Poly-Glass

1/2	B-PP-50	7.48
3/4	B-PP-75	7.48
1	B-PP-100	7.97
1-1/4	B-PP-120	10.53
1-1/2	B-PP-150	11.27
2	B-PP-200	13.85
3	B-PP-300	22.68
4	B-PP-400	41.15

Ny-Glass

1/2	B-NY-50	9.95
3/4	B-NY-75	10.33
1	B-NY-100	10.72
1-1/4	B-NY-120	13.71
1-1/2	B-NY-150	13.95
2	B-NY-200	17.45
3	B-NY-300	27.15
4	B-NY-400	42.83

PART C



316 Stainless

hose size	part number	list each
1/2	C-316-50	22.37
3/4	C-316-75	20.45
1	cc	0.00
1-1/4	C-316-125	40.42
1-1/2	cc	0.00
2	cc	0.00
2-1/2	C-316-250	87.24
3	cc	0.00
4	cc	0.00
5	C-316-500	360.50
6	C-316-600	414.72

cc See Campbell COBRA (pg 15)

304 Stainless

1/2	C-SS-50	18.57
3/4	C-SS-75	16.70
1	C-SS-100	22.30
1-1/4	C-SS-125	33.16
1-1/2	C-SS-150	38.54
2	C-SS-200	50.72
2-1/2	C-SS-250	71.01
3	C-SS-300	97.85
4	C-SS-400	143.42
5	C-SS-500	262.96
6	C-SS-600	309.00
8	C-SS-800	856.91

***Call or visit
www.CampbellFittings.com
for current pricing**

continued on next page

Aluminum

hose size	part number	list each
1/2	C-AL-50	7.07
3/4	C-AL-75	7.07
1	C-AL-100	8.84
1-1/4	C-AL-125	12.13
1-1/2	C-AL-150	11.11
2	C-AL-200	12.46
2-1/2	C-AL-250	19.26
3	C-AL-300	22.26
4	C-AL-400	31.10
5	C-AL-500	61.69
6	C-AL-600	80.77
8	C-AL-800	294.22

Aluminum**(with stainless handles)**

3/4	C-ALS-75	7.07
1	C-ALS-100	8.84
1-1/4	C-ALS-125	12.13
1-1/2	C-ALS-150	11.11
2	C-ALS-200	12.46
2-1/2	C-ALS-250	19.26
3	C-ALS-300	22.26
4	C-ALS-400	31.10
6	C-ALS-600	80.77

Brass

1/2	C-BR-50	16.83
3/4	C-BR-75	16.83
1	C-BR-100	24.00
1-1/4	C-BR-125	31.41
1-1/2	C-BR-150	32.37
2	C-BR-200	44.09
2-1/2	C-BR-250	56.24
3	C-BR-300	76.26
4	C-BR-400	112.48
5	C-BR-500	271.25
6	C-BR-600	364.32

Ductile Iron

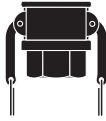
1-1/2	C-DI-150	26.49
2	C-DI-200	30.50
2-1/2	C-DI-250	0.00
3	C-DI-300	51.67
4	C-DI-400	76.51
5	C-DI-500	115.73

Poly-Glass

1/2	C-PP-50	7.72
3/4	C-PP-75	7.72
1	C-PP-100	8.77
1-1/4	C-PP-125	10.53
1-1/2	C-PP-150	12.25
2	C-PP-200	14.32
3	C-PP-300	22.69
4	C-PP-400	42.89

Ny-Glass

1/2	C-NY-50	7.99
3/4	C-NY-75	8.39
1	C-NY-100	9.39
1-1/4	C-NY-125	15.20
1-1/2	C-NY-150	15.45
2	C-NY-200	17.63
3	C-NY-300	28.79
4	C-NY-400	44.38

PART D**316 Stainless**

npt size	part number	list each
1/2	D-316-50	22.63
3/4	D-316-75	22.63
1	D-316-100	29.65
1-1/4	D-316-125	42.92
1-1/2	D-316-150	52.28
2	D-316-200	64.90
2-1/2	D-316-250	92.82
3	D-316-300	117.20
4	D-316-400	180.78
5	D-316-500	336.08
6	D-316-600	366.74

304 Stainless

1/2	D-SS-50	19.51
3/4	D-SS-75	19.51
1	D-SS-100	23.48
1-1/4	D-SS-125	34.56
1-1/2	D-SS-150	41.35
2	D-SS-200	50.25
2-1/2	D-SS-250	71.47
3	D-SS-300	96.28
4	D-SS-400	141.54
5	D-SS-500	237.99
6	D-SS-600	278.56

Aluminum

1/2	D-AL-50	9.33
3/4	D-AL-75	8.26
1	D-AL-100	10.11
1-1/4	D-AL-125	12.74
1-1/2	D-AL-150	11.80
2	D-AL-200	12.95
2-1/2	D-AL-250	21.54
3	D-AL-300	21.47
4	D-AL-400	29.99
5	D-AL-500	58.51
6	D-AL-600	75.73
8	D-AL-800	269.66

Aluminum**(with stainless handles)**

3/4	D-ALS-75	8.26
1	D-ALS-100	10.11
1-1/4	D-ALS-125	12.74
1-1/2	D-ALS-150	11.80
2	D-ALS-200	12.95
2-1/2	D-ALS-250	21.54
3	D-ALS-300	21.47
4	D-ALS-400	29.99
6	D-ALS-600	75.73

Brass

1/2	D-BR-50	16.40
3/4	D-BR-75	18.03
1	D-BR-100	22.27
1-1/4	D-BR-125	33.06
1-1/2	D-BR-150	30.80
2	D-BR-200	39.28
2-1/2	D-BR-250	56.40
3	D-BR-300	71.33
4	D-BR-400	111.99
5	D-BR-500	238.67
6	D-BR-600	321.30

Ductile Iron

1-1/2	D-DI-150	26.49
2	D-DI-200	40.83
2-1/2	D-DI-250	0.00
3	D-DI-300	48.22
4	D-DI-400	75.50
5	D-DI-500	103.20

Poly-Glass

npt size	part number	list each
1/2	D-PP-50	7.93
3/4	D-PP-75	7.93
1	D-PP-100	8.77
1-1/4	D-PP-125	10.53
1-1/2	D-PP-150	11.59
2	D-PP-200	14.13
3	D-PP-300	25.59
4	D-PP-400	44.86

Ny-Glass

1/2	D-NY-50	8.39
3/4	D-NY-75	8.77
1	D-NY-100	9.70
1-1/4	D-NY-125	14.48
1-1/2	D-NY-150	14.79
2	D-NY-200	*17.71
3	D-NY-300	30.07
4	D-NY-400	47.00

PART E**316 Stainless**

hose size	part number	list each
1/2	E-316-50	11.44
3/4	E-316-75	12.33
1	∞	0.00
1-1/4	E-316-125	29.18
1-1/2	∞	0.00
2	∞	0.00
2-1/2	E-316-250	76.00
3	∞	0.00
4	∞	0.00
5	E-316-500	284.82
6	E-316-600	381.56

∞ See Campbell COBRA (pg 15)

304 Stainless

1/2	E-SS-50	9.84
3/4	E-SS-75	9.84
1	E-SS-100	14.42
1-1/4	E-SS-125	21.06
1-1/2	E-SS-150	26.53
2	E-SS-200	39.80
2-1/2	E-SS-250	56.96
3	E-SS-300	81.62
4	E-SS-400	124.69
5	E-SS-500	207.78
6	E-SS-600	276.38

Aluminum

1/2	E-AL-50	3.92
3/4	E-AL-75	3.92
1	E-AL-100	4.75
1-1/4	E-AL-125	6.77
1-1/2	E-AL-150	5.25
2	E-AL-200	6.55
2-1/2	E-AL-250	11.80
3	E-AL-300	13.67
4	E-AL-400	23.15
5	E-AL-500	47.72
6	E-AL-600	62.45
8	E-AL-800	178.72

*Call or visit

www.CampbellFittings.com
for current pricing

Brass

hose size	part number	list each
1/2	E-BR-50	9.20
3/4	E-BR-75	12.57
1	E-BR-100	13.52
1-1/4	E-BR-125	19.04
1-1/2	E-BR-150	22.61
2	E-BR-200	32.36
2-1/2	E-BR-250	46.39
3	E-BR-300	61.48
4	E-BR-400	100.45
5	E-BR-500	237.30
6	E-BR-600	317.71

Ductile Iron

1-1/2	E-DI-150	15.38
2	E-DI-200	25.17
2-1/2	E-DI-250	0.00
3	E-DI-300	44.17
4	E-DI-400	59.50
5	E-DI-500	95.80

Poly-Glass

1/2	E-PP-50	2.80
3/4	E-PP-75	2.80
1	E-PP-100	3.30
1-1/4	E-PP-125	4.70
1-1/2	E-PP-150	4.78
2	E-PP-200	5.06
3	E-PP-300	9.83
4	E-PP-400	19.50

Ny-Glass

1/2	E-NY-50	3.52
3/4	E-NY-75	3.90
1	E-NY-100	4.28
1-1/4	E-NY-125	6.05
1-1/2	E-NY-150	6.16
2	E-NY-200	8.55
3	E-NY-300	16.35
4	E-NY-400	30.22

Aluminum

npt size	part number	list each
1/2	F-AL-50	5.32
3/4	F-AL-75	4.60
1	F-AL-100	6.00
1-1/4	F-AL-125	8.05
1-1/2	F-AL-150	6.07
2	F-AL-200	6.72
2-1/2	F-AL-250	12.99
3	F-AL-300	14.75
4	F-AL-400	21.37
5	F-AL-500	43.70
6	F-AL-600	60.22
8	F-AL-800	222.62

Brass

1/2	F-BR-50	11.30
3/4	F-BR-75	11.30
1	F-BR-100	14.15
1-1/4	F-BR-125	21.17
1-1/2	F-BR-150	22.23
2	F-BR-200	30.37
2-1/2	F-BR-250	49.84
3	F-BR-300	63.40
4	F-BR-400	99.52
5	F-BR-500	205.10
6	F-BR-600	270.40

Ductile Iron

1-1/2	F-DI-150	17.37
2	F-DI-200	22.08
2-1/2	F-DI-250	0.00
3	F-DI-300	33.97
4	F-DI-400	53.88
5	F-DI-500	74.43

Poly-Glass

1/2	F-PP-50	2.80
3/4	F-PP-75	2.80
1	F-PP-100	3.10
1-1/4	F-PP-125	4.39
1-1/2	F-PP-150	4.64
2	F-PP-200	5.06
3	F-PP-300	10.80
4	F-PP-400	19.50

Ny-Glass

1/2	F-NY-50	3.52
3/4	F-NY-75	3.71
1	F-NY-100	4.01
1-1/4	F-NY-125	5.45
1-1/2	F-NY-150	5.57
2	F-NY-200	8.19
3	F-NY-300	16.58
4	F-NY-400	28.16

304 Stainless

size	part number	list each
1/2	DC-SS-50	15.76
3/4	DC-SS-75	16.93
1	DC-SS-100	19.19
1-1/4	DC-SS-125	27.56
1-1/2	DC-SS-150	29.19
2	DC-SS-200	36.05
2-1/2	DC-SS-250	51.03
3	DC-SS-300	72.10
4	DC-SS-400	99.10
5	DC-SS-500	181.19
6	DC-SS-600	228.00

Aluminum

1/2	DC-AL-50	7.00
3/4	DC-AL-75	7.60
1	DC-AL-100	8.94
1-1/4	DC-AL-125	13.04
1-1/2	DC-AL-150	9.49
2	DC-AL-200	11.63
2-1/2	DC-AL-250	14.99
3	DC-AL-300	18.57
4	DC-AL-400	26.00
5	DC-AL-500	44.08
6	DC-AL-600	64.44
8	DC-AL-800	272.73

Aluminum

(with stainless handles)

3/4	DC-ALS-75	7.60
1	DC-ALS-100	9.43
1-1/4	DC-ALS-125	13.04
1-1/2	DC-ALS-150	9.49
2	DC-ALS-200	11.63
2-1/2	DC-ALS-250	16.04
3	DC-ALS-300	18.57
4	DC-ALS-400	26.00
6	DC-ALS-600	64.44

Brass

1/2	DC-BR-50	16.05
3/4	DC-BR-75	17.10
1	DC-BR-100	20.29
1-1/4	DC-BR-125	26.42
1-1/2	DC-BR-150	28.73
2	DC-BR-200	35.15
2-1/2	DC-BR-250	42.92
3	DC-BR-300	64.51
4	DC-BR-400	86.86
5	DC-BR-500	200.27
6	DC-BR-600	229.89

Ductile Iron

1-1/2	DC-DI-150	22.32
2	DC-DI-200	24.60
2-1/2	DC-DI-250	0.00
3	DC-DI-300	39.83
4	DC-DI-400	53.16
5	DC-DI-500	84.47

Poly-Glass

1/2	DC-PP-50	7.55
3/4	DC-PP-75	7.55
1	DC-PP-100	8.18
1-1/4	DC-PP-125	10.53
1-1/2	DC-PP-150	11.06
2	DC-PP-200	13.86
3	DC-PP-300	22.52
4	DC-PP-400	36.86

PART F




316 Stainless

npt size	part number	list each
1/2	F-316-50	15.45
3/4	F-316-75	15.45
1	F-316-100	22.63
1-1/4	F-316-125	33.24
1-1/2	F-316-150	39.80
2	F-316-200	52.90
2-1/2	F-316-250	75.68
3	F-316-300	101.60
4	F-316-400	179.00
5	F-316-500	290.21
6	F-316-600	394.98

304 Stainless

1/2	F-SS-50	14.20
3/4	F-SS-75	13.58
1	F-SS-100	17.21
1-1/4	F-SS-125	25.12
1-1/2	F-SS-150	31.36
2	F-SS-200	39.17
2-1/2	F-SS-250	54.30
3	F-SS-300	78.34
4	F-SS-400	134.99
5	F-SS-500	212.06
6	F-SS-600	293.24

PART DC



316 Stainless

size	part number	list each
1/2	DC-316-50	20.14
3/4	DC-316-75	20.29
1	DC-316-100	24.66
1-1/4	DC-316-125	33.56
1-1/2	DC-316-150	38.54
2	DC-316-200	46.66
2-1/2	DC-316-250	66.64
3	DC-316-300	88.95
4	DC-316-400	122.82
5	DC-316-500	239.24
6	DC-316-600	317.90

continued on next page

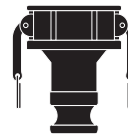
Ny-Glass

size	part number	list each
1/2	DC-NY-50	8.77
3/4	DC-NY-75	9.16
1	DC-NY-100	9.68
1-1/4	DC-NY-125	13.06
1-1/2	DC-NY-150	13.59
2	DC-NY-200	17.40
3	DC-NY-300	27.11
4	DC-NY-400	38.98

Poly-Glass

size	part number	list each
1/2	DP-PP-50	2.60
3/4	DP-PP-75	2.60
1	DP-PP-100	2.84
1-1/4	DP-PP-125	3.24
1-1/2	DP-PP-150	3.43
2	DP-PP-200	4.38
3	DP-PP-300	8.44
4	DP-PP-400	14.63

JUMP SIZE COUPLER X ADAPTER



316 Stainless

coupler x adapter	part number	list each
2 x 1-1/2	DA-316-2015	145.78
3 x 2	DA-316-3020	194.30
4 x 3	DA-316-4030	268.11
6 x 4	DA-316-6040	480.95

Aluminum

1-1/2 x 1	DA-AL-1510	48.67
1-1/2 x 2	DA-AL-1520	49.89
2 x 1-1/2	DA-AL-2015	42.59
2 x 3	DA-AL-2030	40.45
2 x 4	DA-AL-2040	76.66
3 x 1-1/2	DA-AL-3015	56.97
3 x 2	DA-AL-3020	45.49
3 x 4	DA-AL-3040	58.79
4 x 2	DA-AL-4020	60.48
4 x 3	DA-AL-4030	60.83
4 x 6	DA-AL-4060	122.01
6 x 4	DA-AL-6040	128.47

Brass

2 x 3	DA-BR-2030	155.20
3 x 2	DA-BR-3020	170.18
4 x 2	DA-BR-4020	227.79
4 x 3	DA-BR-4030	236.64
6 x 4	DA-BR-6040	378.46

PART DP



316 Stainless

size	part number	list each
1/2	DP-316-50	9.21
3/4	DP-316-75	9.21
1	DP-316-100	11.48
1-1/4	DP-316-125	19.51
1-1/2	DP-316-150	23.72
2	DP-316-200	35.42
2-1/2	DP-316-250	51.50
3	DP-316-300	59.46
4	DP-316-400	101.91
6	DP-316-600	266.08

304 Stainless

1/2	DP-SS-50	9.21
3/4	DP-SS-75	7.33
1	DP-SS-100	8.80
1-1/4	DP-SS-125	15.45
1-1/2	DP-SS-150	17.32
2	DP-SS-200	25.75
2-1/2	DP-SS-250	39.17
3	DP-SS-300	44.48
4	DP-SS-400	74.76
6	DP-SS-600	182.74

Aluminum

1/2	DP-AL-50	3.96
3/4	DP-AL-75	4.03
1	DP-AL-100	4.31
1-1/4	DP-AL-125	4.56
1-1/2	DP-AL-150	4.08
2	DP-AL-200	4.94
2-1/2	DP-AL-250	9.51
3	DP-AL-300	8.87
4	DP-AL-400	14.92
5	DP-AL-500	29.83
6	DP-AL-600	34.56

Brass

1/2	DP-BR-50	9.92
3/4	DP-BR-75	10.01
1	DP-BR-100	12.31
1-1/4	DP-BR-125	14.31
1-1/2	DP-BR-150	14.58
2	DP-BR-200	20.58
2-1/2	DP-BR-250	28.57
3	DP-BR-300	34.95
4	DP-BR-400	53.07
5	DP-BR-500	138.63
6	DP-BR-600	165.29

Ductile Iron

1-1/2	DP-DI-150	12.42
2	DP-DI-200	16.13
2-1/2	DP-DI-250	0.00
3	DP-DI-300	21.92
4	DP-DI-400	31.36
5	DP-DI-500	52.51

Ny-Glass

1/2	DP-NY-50	3.52
3/4	DP-NY-75	3.90
1	DP-NY-100	4.13
1-1/4	DP-NY-125	4.47
1-1/2	DP-NY-150	5.00
2	DP-NY-200	5.76
3	DP-NY-300	14.40
4	DP-NY-400	21.85

SPOOL ADAPTER



316 Stainless

adapter x adapter	part number	list each
1	AA-316-100	74.63
1-1/2	AA-316-150	95.13
1-1/2 x 2	AA-316-1520	106.30
2	AA-316-200	120.49
2 x 3	AA-316-2030	0.00
3	AA-316-300	209.09
3 x 4	AA-316-3040	254.93
4	AA-316-400	321.72

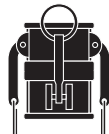
Aluminum

1	AA-AL-100	14.11
1-1/2	AA-AL-150	15.70
2	AA-AL-200	18.54
2 x 3	AA-AL-2030	26.18
2-1/2	AA-AL-250	27.24
3	AA-AL-300	32.91
3 x 4	AA-AL-3040	43.93
4	AA-AL-400	41.46

Brass

1-1/2	AA-BR-150	60.04
2	AA-BR-200	69.11
2-1/2	AA-BR-250	107.23
3	AA-BR-300	117.66
4	AA-BR-400	178.37

DOUBLE D



316 Stainless

coupler size	part number	list each
1-1/2	DD-316-150	123.59
2	DD-316-200	159.79
3	DD-316-300	247.34
4	DD-316-400	333.18

Aluminum

1-1/2	DD-AL-150	45.97
2	DD-AL-200	48.08
3	DD-AL-300	63.40
4	DD-AL-400	84.26

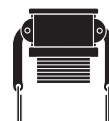
JUMP SIZE A



Aluminum

adapter x female npt	part number	list each
2 x 3	A-AL-2030	36.47
3 x 2	A-AL-3020	35.95
3 x 4	A-AL-3040	61.85
4 x 3	A-AL-4030	56.37
4 x 6	A-AL-4060	144.57
6 x 4	A-AL-6040	144.57

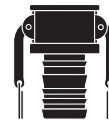
JUMP SIZE B



Aluminum

coupler x male npt	part number	list each
1-1/2 x 1	B-AL-1510	66.82
2 x 1-1/2	B-AL-2015	45.47
3 x 2	B-AL-3020	47.19
3 x 4	B-AL-3040	89.25
4 x 3	B-AL-4030	88.13

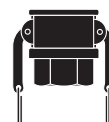
JUMP SIZE C



Aluminum

coupler x hose	part number	list each
3 x 2	C-AL-3020	65.81
3 x 4	C-AL-3040	100.42
4 x 3	C-AL-4030	88.13

JUMP SIZE D



Aluminum

coupler x female npt	part number	list each
1-1/2 x 1	D-AL-1510	47.94
2 x 1-1/2	D-AL-2015	47.94
3 x 2	D-AL-3020	55.55
4 x 3	D-AL-4030	89.15

JUMP SIZE E



Aluminum

adapter x hose	part number	list each
2 x 1-1/2	E-AL-2015	14.21
2 x 2-1/2	E-AL-2025	19.96
2 x 3	E-AL-2030	21.24
3 x 2	E-AL-3020	30.29
3 x 2-1/2	E-AL-3025	31.12
3 x 4	E-AL-3040	35.82
4 x 2	E-AL-4020	33.16
4 x 3	E-AL-4030	42.40

JUMP SIZE F



Aluminum

adapter x male npt	part number	list each
3 x 1-1/2	F-AL-3015	45.47
3 x 2	F-AL-3020	46.07
3 x 4	F-AL-3040	66.70

HANDLE, RING AND PIN



**Ring/Pin: Stainless
Handle: Investment
Cast Stainless**

size	part number	list each
3/4	HRPSS-75	4.49
1	HRPSS-100	4.49
1-1/4	HRPSS-200	12.79
1-1/2	HRPSS-200	12.79
2	HRPSS-200	12.79
2-1/2	HRPSS-200	12.79
3	HRPSS-300	16.32
4	HRPSS-300	16.32
6	HRPSS-600	45.10

**Ring/Pin: Steel
Handle: Forged Brass**

size	part number	list each
3/4	HRPB-75	3.71
1	HRPB-100	5.46
1-1/4	HRPB-200	6.02
1-1/2	HRPB-200	6.02
2	HRPB-200	6.02
2-1/2	HRPB-200	6.02
3	HRPB-300	8.15
4	HRPB-300	8.15
6	HRPB-600	34.56

GASKET



Buna-N

size	part number	list each
1/2	BG-50	0.78
3/4	BG-75	0.78
1	BG-100	0.78
1-1/4	BG-125	0.86
1-1/2	BG-150	0.86
2	BG-200	0.86
2-1/2	BG-250	1.01
3	BG-300	1.09
4	BG-400	1.53
5	BG-500	3.86
6	BG-600	4.15
8	BG-800	19.32

SUCTION HOSE COUPLINGS

COMPLETE SET



Shanks: Aluminum

Nut: Brass

hose size	part number	list each
1-1/2	CAB-150	8.07
2	CAB-200	11.95
2-1/2	CAB-250	21.36
3	CAB-300	24.92
4	CAB-400	43.95
6	CAB-600	103.61

Shanks: Brass

Nut: Brass

hose size	part number	list each
1-1/2	CBB-150	32.88
2	CBB-200	44.68
3	CBB-300	99.47
4	CBB-400	196.22

FEMALE SHANK



Shank: Aluminum

Nut: Brass

hose size	part number	list each
1-1/2	FAB-150	5.59
2	FAB-200	8.12
2-1/2	FAB-250	13.84
3	FAB-300	16.57
4	FAB-400	29.43
6	FAB-600	69.52

Shank: Brass

Nut: Brass

hose size	part number	list each
1-1/2	FBB-150	15.60
2	FBB-200	26.39
3	FBB-300	55.73
4	FBB-400	100.67

MALE SHANK



Aluminum

hose size	part number	list each
1-1/2	MA-150	3.60
2	MA-200	5.04
2-1/2	MA-250	8.99
3	MA-300	11.46
4	MA-400	19.18
6	MA-600	40.64

Brass

hose size	part number	list each
1-1/2	MB-150	14.98
2	MB-200	22.43
3	MB-300	53.56
4	MB-400	87.98

LONG SHANK SUCTION HOSE COUPLINGS

COMPLETE SET



Shanks: Steel/Ductile

Hex Nut: Ductile Iron

hose size	part number	list each
1/2	SLS-50	14.32
3/4	SLS-75	14.32
1	SLS-100	15.36
1-1/4	SLS-125	16.84
1-1/2	SLS-150	19.80
2	SLS-200	27.78

Shanks: Brass

Hex Nut: Brass

hose size	part number	list each
1/2	SLB-50	28.48
3/4	SLB-75	28.48
1	SLB-100	32.30
1-1/4	SLB-125	50.99
1-1/2	SLB-150	60.55
2	SLB-200	87.35

FEMALE LONG SHANK



Shank: Steel/Ductile

Hex Nut: Ductile Iron

hose size	part number	list each
1/2	FLS-50	9.48
3/4	FLS-75	9.48
1	FLS-100	9.76
1-1/4	FLS-125	10.01
1-1/2	FLS-150	11.62
2	FLS-200	15.88

Shank: Brass

Hex Nut: Brass

hose size	part number	list each
1/2	FLB-50	14.72
3/4	FLB-75	14.72
1	FLB-100	18.54
1-1/4	FLB-125	27.77
1-1/2	FLB-150	32.40
2	FLB-200	45.21

MALE LONG SHANK



Shank: Steel/Ductile

hose size	part number	list each
1/2	MLS-50	7.51
3/4	MLS-75	7.51
1	MLS-100	7.99
1-1/4	MLS-125	8.07
1-1/2	MLS-150	9.68
2	MLS-200	14.20

Shanks: Brass

hose size	part number	list each
1/2	MLB-50	12.33
3/4	MLB-75	12.33
1	MLB-100	12.69
1-1/4	MLB-125	23.81
1-1/2	MLB-150	28.82
2	MLB-200	43.22

***Call or visit
www.CampbellFittings.com
for current pricing**

continued on next page