



The primary goal of providing imported products is to offer a convenient and consistent source for low-cost commodity hose fittings to our customers.

While imported products are rarely innovative or technologically advanced, they do fill a need when economy is of primary importance.

Campbell Fittings provides hose fittings and accessories to meet the needs of every hose distributor every day.

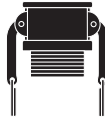


Please note: we are now cataloging our line of Cobra Cam & Groove Couplings in Section C (pages 17 thru 24) joining the Campbell Cobra part C's and E's. Campbell Cobra C's and E's are designed for use with ferrules. Standard Cobra C's and E's can be used with sleeves.

**Part A**



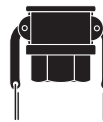
**Part B**



**Part C**



**Part D**



**Part E**



**Part F**



**Part DC**



**Part DP**



## SUCTION HOSE COUPLINGS

### COMPLETE SET



**Shanks: Aluminum  
Nut: Brass**

hose size	part number	list each
1-1/2	CAB-150	8.39
2	CAB-200	12.43
2-1/2	CAB-250	23.07
3	CAB-300	25.92
4	CAB-400	45.71
6	CAB-600	107.75

**Shanks: Brass  
Nut: Brass**

hose size	part number	list each
1-1/2	CBB-150	36.17
2	CBB-200	51.38
3	CBB-300	114.39
4	CBB-400	225.65

### FEMALE SHANK



**Shank: Aluminum  
Nut: Brass**

hose size	part number	list each
1-1/2	FAB-150	5.87
2	FAB-200	8.53
2-1/2	FAB-250	14.53
3	FAB-300	17.40
4	FAB-400	30.90
6	FAB-600	73.00

**Shank: Brass  
Nut: Brass**

hose size	part number	list each
1-1/2	FBB-150	17.94
2	FBB-200	30.35
3	FBB-300	64.09
4	FBB-400	115.77

### MALE SHANK



**Aluminum**

hose size	part number	list each
1-1/2	MA-150	3.71
2	MA-200	5.19
2-1/2	MA-250	9.26
3	MA-300	11.80
4	MA-400	19.76
6	MA-600	41.86

**Brass**

1-1/2	MB-150	17.23
2	MB-200	25.79
3	MB-300	61.59
4	MB-400	101.18

## LONG SHANK SUCTION HOSE COUPLINGS

### COMPLETE SET



**Shanks: Steel/Ductile  
Hex Nut: Ductile Iron**

hose size	part number	list each
1/2	SLS-50	14.75
3/4	SLS-75	14.75
1	SLS-100	15.82
1-1/4	SLS-125	17.35
1-1/2	SLS-150	20.39
2	SLS-200	28.61

**Shanks: Brass  
Hex Nut: Brass**

1/2	SLB-50	32.75
3/4	SLB-75	32.75
1	SLB-100	37.15
1-1/4	SLB-125	58.64
1-1/2	SLB-150	69.63
2	SLB-200	100.45

### FEMALE LONG SHANK



**Shank: Steel/Ductile  
Hex Nut: Ductile Iron**

hose size	part number	list each
1/2	FLS-50	9.48
3/4	FLS-75	9.48
1	FLS-100	9.76
1-1/4	FLS-125	10.01
1-1/2	FLS-150	11.62
2	FLS-200	15.88

**Shank: Brass  
Hex Nut: Brass**

1/2	FLB-50	16.93
3/4	FLB-75	16.93
1	FLB-100	21.32
1-1/4	FLB-125	31.94
1-1/2	FLB-150	37.26
2	FLB-200	51.99

### MALE LONG SHANK



**Shank: Steel/Ductile**

hose size	part number	list each
1/2	MLS-50	7.51
3/4	MLS-75	7.51
1	MLS-100	7.99
1-1/4	MLS-125	8.07
1-1/2	MLS-150	9.68
2	MLS-200	14.20

**Shanks: Brass**

1/2	MLB-50	13.56
3/4	MLB-75	13.56
1	MLB-100	15.23
1-1/4	MLB-125	27.38
1-1/2	MLB-150	34.01
2	MLB-200	47.54

## WASHER (Neoprene)



size	part number	list each
1-1/4	WN-5	0.66
1-1/2	WN-6	0.66
2	WN-8	0.72
2-1/2	WN-10	0.86
3	WN-12	1.35
4	WN-16	1.68
6	WN-24	6.80

## SUCTION HOSE COUPLINGS (NST threads)

### COMPLETE SET



**Shanks: Aluminum  
Nut: Brass**

hose size	part number	list each
1-1/2	NSTA-150	16.04
2-1/2	NSTA-250	30.74

**Shanks: Ductile Iron  
Nut: Ductile Iron**

1-1/2	NSTD-150	18.95
2-1/2	NSTD-250	50.12

**Shanks: Brass  
Nut: Brass**

1-1/2	NSTB-150	53.50
2-1/2	NSTB-250	117.15

## UNIVERSAL COUPLINGS (includes safety clip)

### HOSE END



hose size	part number	list each
3/8	HE-37	2.88
1/2	HE-50	2.98
3/4	HE-75	3.14
1	HE-100	4.04

### HOSE END (Four Lug)



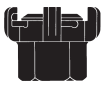
hose size	part number	list each
1-1/4	HE-125	9.98
1-1/2	HE-150	11.12
2	HE-200	13.83

### FEMALE NPT



npt size	part number	list each
1/4	FE-25	3.32
3/8	FE-37	3.32
1/2	FE-50	3.32
3/4	FE-75	3.32
1	FE-100	3.94

## FEMALE NPT (Four Lug)



npt size	part number	list each
1-1/4	FE-125	10.73
1-1/2	FE-150	10.73
2	FE-200	11.92

## MALE NPT



npt size	part number	list each
1/4	ME-25	3.32
3/8	ME-37	3.32
1/2	ME-50	3.32
3/4	ME-75	3.32
1	ME-100	3.94

## UNIVERSAL 3-WAY (Two Lug)



size range	part number	list each
all	TWC	8.84

## DEAD END (Two Lug)



size range	part number	list each
all	UD	4.14

## SAFETY CLIP



size	part number	list each
all	SC	0.32

## WASHER (Two lug)



Neoprene		
size range	part number	list each
all	UG	0.64

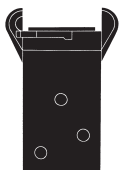
## WASHER (Four lug)



size range	part number	list each
all	FW	1.24

## ALUMINUM SAND BLAST COUPLINGS

## HOSE END



hose size	part number	list each
3/4	SBH-75	7.94
1	SBH-100	8.35
1-1/4	SBH-125	12.17
1-1/2	SBH-150	13.93

## NOZZLE



hose size	part number	list each
3/4	SBN-75	7.41
1	SBN-100	8.19
1-1/4	SBN-125	10.52
1-1/2	SBN-150	16.83

## FEMALE NPT



npt size	part number	list each
1-1/4	SBF-125	8.86
1-1/2	SBF-150	9.12

## WASHER



size	part number	list each
all	SBW	0.95

## GROUND JOINT COUPLINGS (with copper seat)

SEE WARNING BELOW

## FEMALE SET



hose size	part number	list each
1/2	GF-50	22.20
3/4	GF-75	24.17
1	GF-100	24.17
1-1/4	GF-125	40.89
1-1/2	GF-150	42.67
2	GF-200	60.75
2-1/2	GF-250	124.13
3	GF-300	159.92
4	GF-400	262.23

## HOSE STEM



hose size	part number	list each
1/2	GS-50	7.18
3/4	GS-75	6.26
1	GS-100	7.66
1-1/4	GS-125	11.97
1-1/2	GS-150	12.66
2	GS-200	16.15
2-1/2	GS-250	33.83
3	GS-300	43.95
4	GS-400	79.58

## WING NUT



size	part number	list each
1/2	N-50	5.07
3/4	N-75	7.59
1	N-75	7.59
1-1/4	N-125	12.18
1-1/2	N-125	12.18
2	N-200	22.41
2-1/2	N-250	44.67
3	N-300	49.32
4	N-400	86.92

## FEMALE SPUD



npt size	part number	list each
1/2	FSP-50	11.58
3/4	FSP-75	10.90
1	FSP-100	11.64
1-1/4	FSP-125	17.39
1-1/2	FSP-150	15.53
2	FSP-200	21.47
2-1/2	FSP-250	47.51
3	FSP-300	63.88
4	FSP-400	98.20

## MALE SPUD



npt size	part number	list each
1/2	MSP-50	7.41
3/4	MSP-75	12.48
1	MSP-100	15.97
1-1/4	MSP-125	21.60
1-1/2	MSP-150	22.17
2	MSP-200	30.36

## DOUBLE SPUD



size	part number	list each
1/2	DSP-50	17.04
3/4	DSP-75	28.53
1	DSP-75	28.53
1-1/4	DSP-125	34.80
1-1/2	DSP-125	34.80
2	DSP-200	40.43

## MALE STEM



hose size	part number	list each
1/2	MST-50	4.98
3/4	MST-75	8.89
1	MST-100	13.41
1-1/4	MST-125	14.06
1-1/2	MST-150	16.30
2	MST-200	24.67
2-1/2	MST-250	43.48
3	MST-300	52.38
4	MST-400	91.70


## WARNING!

We DO NOT RECOMMEND the use of imported ground joint couplings and clamps for steam, critical, toxic, or combustible fluids, nor in cyclic conditions involving temperature or pressure. Imported ground joint couplings and clamps do not meet NAHAD material guidelines for those applications.

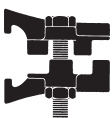
We DO RECOMMEND Campbell Viton Seal Ground Joint Couplings and Interlocking U-bolt Clamps (page 25) for use with steam and in other critical applications.

## HOSE CLAMPS

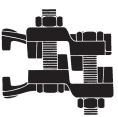
### UNIVERSAL COUPLING CLAMP

	hose o.d. min.	hose o.d. max.	part number	list each
	1	1-1/8	UHC-50	3.57
	1-1/8	1-5/16	UHC-75	4.84
	1-1/2	1-13/16	UHC-100	5.96


### INTERLOCKING CLAMP (two-bolt)

	hose o.d. min.	hose o.d. max.	part number	list each
	15/16	1-1/16	LB-4	3.63
	1-3/16	1-5/16	LBU-9	5.30
	1-5/16	1-1/2	LB-9	6.79
	1-1/2	1-11/16	LB-10	8.36


### INTERLOCKING CLAMP (four-bolt)

	hose o.d. min.	hose o.d. max.	part number	list each
	1-17/32	1-23/32	LBU-14	10.40
	2-1/16	2-1/4	LB-19	15.97
	2-3/32	2-9/32	LBU-24	17.79
	2-1/4	2-7/16	LB-24	20.07
	2-1/2	2-25/32	LBU-29	22.71
	2-3/4	3-1/16	LB-29	30.64
	3-3/32	3-7/16	LBU-34	46.36
	3-1/2	3-15/16	LB-34	52.47
	3-13/16	4-3/16	LB-35	63.43
	4-1/16	4-7/16	LB-39	82.64

### INTERLOCKING CLAMP (six-bolt)


	hose o.d. min.	hose o.d. max.	part number	list each
	4-1/4	4-13/16	LBU-39	88.24
	4-7/8	5-5/16	LBU-49	163.77
	5-1/8	6-3/16	LB-49	165.95

### DOUBLE BOLT CLAMPS

	hose o.d. min.	hose o.d. max.	part number	list each
	7/8	1-1/8	SL-29	2.46
	1-3/16	1-5/16	SL-34	2.63
	1-5/16	1-17/32	SL-40	3.53
	1-3/4	1-31/32	SL-49	4.89
	2-3/16	2-9/16	SL-60	5.26
	2-5/16	2-15/16	SL-76	5.81
	3-3/16	3-3/4	SL-94	10.32
	3-7/16	3-13/16	400	12.05
	4	4-3/8	463	12.05
	4-1/2	5-1/8	525	16.91
	4-11/16	5-1/8	550	16.91
	5-1/2	5-15/16	600	17.76
	6-1/8	6-7/8	675	20.02
	6-7/8	7-3/8	769	24.75
	7-3/8	8	818	38.81
	8-1/4	8-7/8	875	34.75
	8-15/16	9-3/4	988	37.24
	9-5/16	11-3/8	1125	75.41
	11-3/16	13	1275	85.82
	13-3/16	15	1450	141.77
	15-1/16	17-1/2	1700	172.83


## SPIRAL CLAMPS (right hand a.k.a. clockwise)

### PLATED STEEL


	hose size	part number	list each
	1-1/2	SC-150	9.36
	2	SC-200	10.50
	2-1/2	SC-250	12.39
	3	SC-300	13.23
	4	SC-400	14.70
	5	SC-500	20.39
	6	SC-600	20.03
	8	SC-800	22.97
	10	SC-1000	32.23
	12	SC-1200	37.81

## BRASS FIRE HOSE ACCESSORIES

### DOUBLE MALE HEX NIPPLE

	npt x ght thread size	part number	list each
	1 x 3/4	DMH1076	23.69
	npt x nps		
	1 x 1	DMH1010	23.69
	1-1/2 x 1-1/2	DMH1515	25.92
	2 x 2	DMH2020	63.73
	2-1/2 x 2-1/2	DMH2525	63.73
	npt x nst		
	1 x 1	DMH1010F	23.69
	1-1/2 x 1-1/2	DMH1515F	27.01
	2 x 2-1/2	DMH2025F	70.90
	2-1/2 x 2-1/2	DMH2525F	67.46
	3 x 2-1/2	DMH3025F	110.94
	nst x nst		
	1-1/2 x 1-1/2	DMH15F15F	25.92

### FEMALE TO MALE HYDRANT ADAPTER

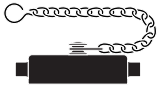
	nst x ght thread size	part number	list each
	1-1/2 x 3/4	HA1576	44.33
	2-1/2 x 3/4	HA2576	38.29
	nst x nps		
	2-1/2 x 1	HA2510	36.47
	2-1/2 x 1-1/2	HA2515	36.47
	2-1/2 x 2	HA2520	51.69
	nst x npt		
	1-1/2 x 1-1/2	HA1515T	45.64
	2-1/2 x 3/4	HA2575T	38.29
	2-1/2 x 1	HA2510T	36.48
	2-1/2 x 1-1/2	HA2515T	38.29
	2-1/2 x 2	HA2520T	51.69
	nst x nst		
	2-1/2 x 1-1/2	HA2515F	38.28
	3 x 2-1/2	HA3025F	93.52
	nps x nst		
	1-1/2 x 1-1/2	HA15S15F	41.95
	3 x 2-1/2	HA30S25F	93.52

## FEMALE TO MALE NIPPLE



<b>npt x ght</b>	<b>thread</b>	<b>part</b>	<b>list</b>
<b>size</b>	<b>number</b>	<b>each</b>	
1 x 3/4	FM1076	24.32	
<b>npt x npsh</b>			
1-1/2 x 1-1/2	FM1515	32.03	
2-1/2 x 2-1/2	FM2525	67.46	
<b>npt x nst</b>			
1-1/2 x 1-1/2	FM1515F	32.03	
2-1/2 x 2-1/2	FM2525F	67.46	
3 x 2-1/2	FM3025F	107.50	
<b>npsh x nst</b>			
1-1/2 x 1-1/2	FM15S15F	32.03	
2-1/2 x 2-1/2	FM25S25F	67.46	
<b>nst x npt</b>			
1-1/2 x 1-1/2	FM15F15T	32.03	
2-1/2 x 2-1/2	FM25F25T	67.46	
2-1/2 x 2	FM25F20T	76.47	
2-1/2 x 1-1/2	FM25F15T	-	
2-1/2 x 3	FM25F30T	127.53	
<b>npsh x npt</b>			
1-1/2 x 1-1/2	FM15S15T	32.03	

## CAPS WITH CHAIN



<b>size</b>	<b>part</b>	<b>list</b>
<b>thread</b>	<b>number</b>	<b>each</b>
1-1/2 npsh	FC150	26.22
1-1/2 nst	FC150F	26.22
2-1/2 npsh	FC250	43.58
2-1/2 nst	FC250F	43.58

## BRASS NOZZLES



<b>size</b>	<b>part</b>	<b>list</b>
<b>thread</b>	<b>number</b>	<b>each</b>
3/4 ght	BN6	21.87
3/4 npsh	BN7	21.87
1 npsh	BN10	26.71
1-1/4 npsh	BN12	53.49
1-1/2 npsh	BN15	49.60
1-1/2 nst	BN15F	49.60
2 npsh	BN20	82.09
2-1/2 npsh	BN25	97.41
2-1/2 nst	BN25F	97.41