

CampbellCrimpnology™ offers hose assembly systems for your high-pressure steam and air applications



Smooth End Detail

Interlock Groove

VITON SEAL GROUND JOINT COUPLINGS, AIR HAMMER COUPLINGS, AND MALE STEMS

Features & Benefits

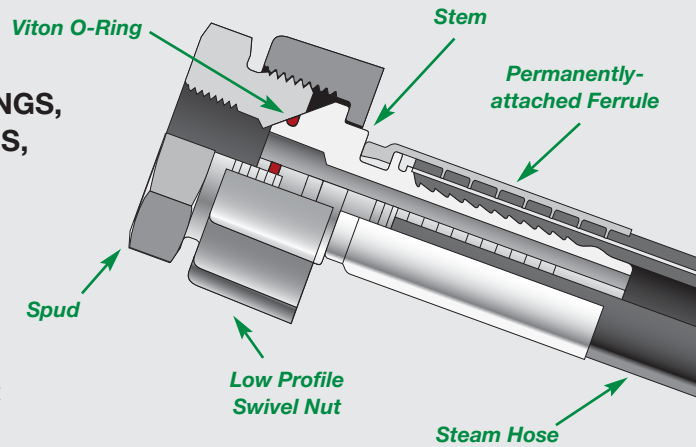
- Viton Seal Couplings pass 1000 hour MIL-H-29210 steam test.
- Eliminates leaks with nut hand tightened.
- Viton seal (formulated by DuPont for high pressure steam and air applications) is protected inside machined stem groove and by swivel nut, extending working life.
- Spud does not contain plastic seat, extending working life.
- Interchangeable with old-style domestic ground joint couplings.



- Machined hose ends with smooth end detail to reduce potential failure due to abrasion - grips, seals, and protects hose.
- Interlock groove locks ferrule into place for superior holding power.
- Crimped assemblies are low profile and eliminate sharp edges from bolts.
- Machined from carbon steel, cast ductile iron (meets ASTM A395 specification), and 316 stainless steel.

Recommended hose attachment

- Interlocking ferrules
- Interlocking U-bolt clamps (Page 21)



Swivel Interlocking Male Stem

- Designed for use with steam.
- Available with staked ferrule for crimped steam applications.
- Allows end-user easy connection into plant facilities.

Staked-On Ferrule for steam hose

Designed specifically for certain hose brands. Check with factory for information.

- Crimped steam assemblies eliminate the need for retightening bolts.
- Eliminates leaks, cuts costs caused by leaky clamps.
- Ferrule serrations bite to the wire achieving electrical continuity.
- Meets 250 PSI pressure rating for steam applications.

INTERLOCKING U-BOLT CLAMPS

Features & Benefits

- 360° design wraps completely around hose for superior retention.
- Clamps fit hoses tightly without cracking, eliminating costly rework.
- Bolts on “up side” allow easier tightening/re-tightening and improve “dragability”.
- Field repairable.

MAX. SYSTEM WORKING PRESSURE (PSI @ 70°F) SEE NOTE 1

Hose System Components			Hose Size										
Fitting/Coupling	Attachment	Hose Type ²	1/2	3/4	1	1-1/4	1-1/2	2	2-1/2	3	4	6	8
Viton Ground Joint/Air Hammer Cplg Male Stem and Mender	U-Bolt Clamp	Rubber/Steam	1500	1250	1250	1250	1250	1250	800	500	500	-	-
	U-Bolt Clamp	Rubber/Steam	1500	1250	1250	1250	1250	1250	800	500	500	-	-
Viton Ground Joint Coupling	Staked Ferrule	Steam	1250	1250	1250	-	-	-	-	-	-	-	-
Viton Ground Joint/Air Hammer Cplg Male Stem	Long Ferrule	Rubber	1000	1000	1000	1000	1000	1000	650	400	400	-	-
	Long Ferrule	Rubber	1000	1000	1000	1000	1000	1000	650	400	400	-	-
	Staked Ferrule	Steam	1250	1250	1250	-	-	-	-	-	-	-	-

See footnotes 1 and 2 on Page 1

FEMALE SPUD



Steel

npt size	part number	list each
1/2	GFS-2	15.26
3/4	GFS-3	13.17
1	GFS-4	13.17

Machined Ductile Iron

1-1/4	GFS-5	27.79
1-1/2	GFS-6	24.72
2	GFS-8	28.78
2-1/2	GFS-10	80.43
3	GFS-12	61.41
4	GFS-16	149.16

316 Stainless

1/2	GFSS-2	73.78
3/4	GFSS-3	79.95
1	GFSS-4	81.48

MALE SPUD



Steel

npt size	part number	list each
1/2	GMS-2	21.35
3/4	GMS-3	20.17
1	GMS-4	21.21

Machined Ductile Iron

1-1/4	GMS-5	48.27
1-1/2	GMS-6	46.50
2	GMS-8	48.99
2-1/2	GMS-10	120.51
3	GMS-12	127.24

DOUBLE SPUD



Steel

size	part number	list each
1/2	GDS-2	35.10
3/4	GDS-3	34.38
1	GDS-3	34.38

Machined Ductile Iron

1-1/4	GDS-5	58.50
1-1/2	GDS-5	58.50
2	GDS-8	59.98
2-1/2	GDS-10	124.31
3	GDS-12	131.62

SOCKET WELD SPUD



316 Stainless

size	part number	list each
3/4	GWSS-3	79.95
1	GWSS-4	81.48

All steel and machined ductile iron parts are zinc plated. DuPont Viton is the best O-ring material for couplings used in both air and steam applications. For special applications, O-rings of other materials are available upon request.

LOW PROFILE NUT



Machined Ductile Iron

size	part number	list each
1/2	RGN-2	4.90
3/4	RGN-3	7.98
1	RGN-3	7.98
1-1/4	RGN-5	12.43
1-1/2	RGN-5	12.43
2	RGN-8	13.89
2-1/2	RGN-10	62.14
3	RGN-12	54.12
4	RGN-16	153.56

316 Stainless

1/2	RGNSS-2	77.11
3/4	RGNSS-3	86.65
1	RGNSS-3	86.65

WING NUT



Machined Ductile Iron

size	part number	list each
1/2	GN-2	4.90
3/4	GN-3	7.98
1	GN-3	7.98
1-1/4	GN-5	12.43
1-1/2	GN-5	12.43
2	GN-8	13.89
2-1/2	GN-10	62.14
3	GN-12	54.12
4	GN-16	153.56

INTERLOCKING HOSE MENDER



Steel

hose size	part number	list each
1/2	IHM-2	20.56
3/4	IHM-3	21.64
1	IHM-4	31.81
1-1/4	IHM-5	45.87
1-1/2	IHM-6	62.13
2	IHM-8	38.47

DEAD-END



size	part number	list each
3/4	GDC-3	50.57
1	GDC-3	50.57

VITON O-RING



size	part number	list each
1/2	VO-2	0.92
3/4	VO-3	1.08
1	VO-3	1.08
1-1/4	VO-5	1.99
1-1/2	VO-5	1.99
2	VO-8	2.75
2-1/2	VO-10	4.20
3	VO-12	5.78
4	VO-16	6.38

HEAVY DUTY VITON SEAL AIR HAMMER COUPLINGS



FEMALE SET (with low profile nut)



Steel/Ductile Iron

hose size	part number	list each
3/4	RHJF-3	53.74
1	RHJF-4	49.29

FEMALE SET (with wing nut)



Steel/Ductile Iron

hose size	part number	list each
3/4	HJF-3	53.74
1	HJF-4	49.29

HOSE STEM



Steel

hose size	part number	list each
3/4	HJS-3	18.08
1	HJS-4	15.75

FEMALE SPUD



Steel

npt size	part number	list each
3/4	HFS-3	23.08
1	HFS-4	21.09

MALE SPUD



Steel

npt size	part number	list each
3/4	HMS-3	30.54
1	HMS-4	28.67

LOW PROFILE SWIVEL NUT



Ductile Iron

size	part number	list each
3/4	RHN-3	12.60
1	RHN-3	12.60



WING NUT



Ductile Iron

size	part number	list each
3/4	HN-3	12.60
1	HN-3	12.60

DOUBLE SPUD



Steel


size	part number	list each
3/4	HDS-3	31.13
1	HDS-3	31.13

DEAD END



Steel

size	part number	list each
3/4	HDC-3	62.61
1	HDC-3	62.61

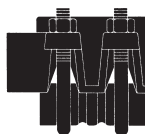


SINGLE U-BOLT



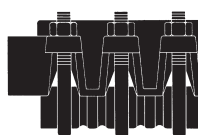
hose o.d. min	hose o.d. max	hose size	part number	list each
13/16	1-1/32	1/2	IC-2	7.32
1-1/16	1-1/4	3/4	IC-3S	9.15
1-3/32	1-3/8	3/4	IC-3	9.08

DOUBLE U-BOLT



hose o.d. min	hose o.d. max	hose size	part number	list each
1-5/16	1-1/2	1	IC-4	17.14
1-1/2	1-11/16	1	IC-4L	17.14
1-9/16	2	1-1/4	IC-5	30.71
1-15/16	2-3/16	1-1/2	IC-6	29.80
2-3/16	2-3/8	1-1/2	IC-6L	25.91
2-11/32	2-11/16	2	IC-8	35.81
2-11/16	2-15/16	2	IC-8L	30.48
3	3-9/32	2-1/2	IC-10	45.42
3-9/32	3-9/16	2-1/2	IC-10L	62.49

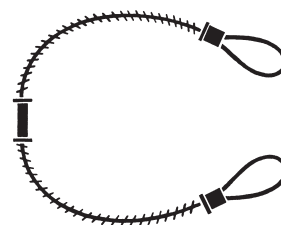
TRIPLE U-BOLT




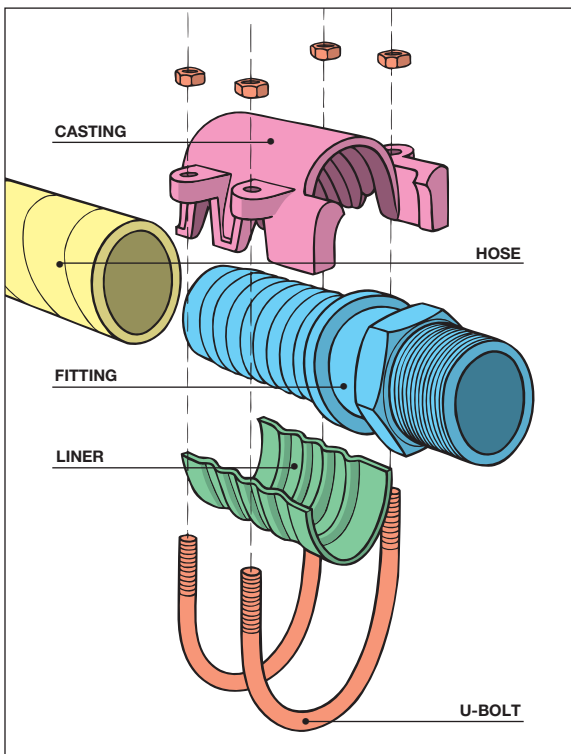
hose o.d. min	hose o.d. max	hose size	part number	list each
3-5/16	3-3/4	3	IC-12S	70.09
3-11/16	4-1/8	3	IC-12	74.53
4-1/16	4-1/2	3	IC-12L	109.71
4-5/16	4-3/4	4	IC-16S	210.34
4-11/16	5-1/8	4	IC-16	210.34
5-1/16	5-1/2	4	IC-16L	344.93

For your convenience, clamps are available bulk packed, upon request. Bulk pack price is the same as listed above. (IC-2 through IC-4L are packed 25 pieces per carton. IC-5 through IC-8L are packed 10 per carton.)

WHIP CHECK SAFETY CABLE (hose to hose)



hose size	part number	list each
1/2	WC-1	20.66
3/4	WC-1	20.66
1	WC-1	20.66
1-1/4	WC-2	34.27
1-1/2	WC-2	34.27
2	WC-2	34.27



This 2" 1000 psi rated hose exploded in a test at 5200 psi. The hose exceeded its minimum 4X safety factor. The fitting and clamp exceeded the capacity of the hose.